

---

2002 KENTUCKY HIGH SCHOOL ATHLETIC ASSOCIATION  
BOYS' SWEET SIXTEEN® STATE BASKETBALL TOURNAMENT

---

March 13-16 • Rupp Arena • Lexington

---



---

Thursday, March 14  
Session 4 - Game 2

Whitesburg Yellojackets  
vs.  
Wayne County Cardinals

*FINAL GAME STATS*



---

**IT'S SHOWTIME!**

---

**2002 KHSAA BOYS' SWEET 16 - Game Box Score**  
**Whitesburg Yellowjackets vs. Wayne County Cardinals**

**Date: 03/14/2002 Time: 8:50 pm Site: Rupp Arena-Lexington, KY Attendance: 12,503**

Visitors: Wayne County Cardinals															
##	Name	P	FG	3 Pt	FT	PTS	ORB	DRB	TR	PF	AST	TO	BS	ST	MIN
11	Brian Mayer		0/0	0/0	0/0	0	0	1	1	1	0	1	1	0	6:04
12	Tyrel Branscum														DNP
20	* Jerrod Gibbons	G	5/19	3/10	0/0	13	6	4	10	5	0	1	0	1	29:31
22	* Bradley Bell	G	3/5	0/1	0/0	6	0	0	0	5	0	7	0	0	25:49
23	Joseph Brown		1/4	0/0	0/0	2	3	2	5	1	1	0	0	0	13:18
24	* Tyrone Green	F	5/14	0/1	1/2	11	2	2	4	3	2	3	1	2	27:25
25	* Steven Sexton	F	4/11	1/5	2/3	11	2	4	6	3	0	1	0	1	27:21
30	* Evan Dick	C	2/11	2/8	2/3	8	2	7	9	3	2	1	1	1	28:23
31	Seth Frost														DNP
32	Spencer Guinn														DNP
33	Dustan Lair		0/0	0/0	0/0	0	0	0	0	0	0	0	0	0	2:09
44	Chris Martin														DNP
	Team						1	0	1						
	<b>Totals</b>		<b>20/64</b>	<b>6/25</b>	<b>5/8</b>	<b>51</b>	<b>16</b>	<b>20</b>	<b>36</b>	<b>21</b>	<b>5</b>	<b>14</b>	<b>3</b>	<b>5</b>	<b>160</b>
	<b>Total FG</b>		1st Half	8/28	28.6%	2nd Half	12/36	33.3%	Game	20/64	31.3%				
	<b>3 PT FG</b>		1st Half	4/12	33.3%	2nd Half	2/13	15.4%	Game	6/25	24.0%				
	<b>Free Throws</b>		1st Half	3/4	75.0%	2nd Half	2/4	50.0%	Game	5/8	62.5%				

Home: Whitesburg Yellowjackets															
##	Name	P	FG	3 Pt	FT	PTS	ORB	DRB	TR	PF	AST	TO	BS	ST	MIN
3	Bo Cook		0/0	0/0	3/6	3	1	0	1	1	0	1	0	0	7:33
10	Winston Lee		1/1	0/0	0/0	2	1	2	3	3	0	1	1	0	9:40
12	* Chris Tolliver	F	0/5	0/1	0/1	0	0	9	9	1	1	4	4	1	32:00
14	* Jon Banks	F	3/5	0/0	0/1	6	1	5	6	3	4	2	1	1	26:06
20	* Bryan Howard	G	9/15	0/1	5/7	23	3	5	8	1	1	1	1	2	31:39
23	* Brandon Brook	G	5/15	0/3	3/5	13	0	3	3	1	0	6	0	1	32:00
30	* Trevor Buttrey	C	2/2	0/0	1/2	5	0	5	5	5	0	0	0	0	16:04
33	Tyler Bentley														DNP
35	Chris Whitaker		0/0	0/0	0/0	0	0	0	0	0	0	2	0	0	4:50
40	Brett Lewis														DNP
45	Jeff Adams														DNP
50	James West														DNP
52	Chase Hogg														DNP
55	Derrick Wright		0/0	0/0	0/0	0	0	0	0	0	0	0	0	0	0:08
21	Jeremy Blair														DNP
	Team						1	1	2						
	<b>Totals</b>		<b>20/43</b>	<b>0/5</b>	<b>12/22</b>	<b>52</b>	<b>7</b>	<b>30</b>	<b>37</b>	<b>15</b>	<b>6</b>	<b>17</b>	<b>7</b>	<b>5</b>	<b>160</b>
	<b>Total FG</b>		1st Half	10/22	45.5%	2nd Half	10/21	47.6%	Game	20/43	46.5%				
	<b>3 PT FG</b>		1st Half	0/4	0.00%	2nd Half	0/1	0.00%	Game	0/5	0.00%				
	<b>Free Throws</b>		1st Half	3/5	60.0%	2nd Half	9/17	52.9%	Game	12/22	54.5%				

	Wayne	White		Wayne	White		Wayne	White
Free Throw Pts	5	12	3Pt Points	18	0	Pts/Possession	0.61	0.66
Pts off Turnovers	15	11	2nd Chance Points	12	7	Pts off Bench	2	5
Total Rebounds	36	37	Team Rebounds	1	2	Dead Ball Reb	1	6
Off Rebound %	34.8	25.9	Def Rebound %	74.1	65.2	Total Rebound %	49.3	50.7

Technical Fouls: **Wayne** None, **White** None  
 Officials: Curtis King, Steve Kellam, Roy Boisture

	Qtr 1	Qtr 2	Qtr 3	Qtr 4	OT 1	OT 2	OT 3	OT 4	Total
<b>Wayne County Cardinals</b>	15	8	11	17	0	0	0	0	<b>51</b>
<b>Whitesburg Yellowjackets</b>	17	6	19	10	0	0	0	0	<b>52</b>

**2002 KHSAA BOYS' SWEET 16 - Play by Play Report - Period: 1 (pg 1)**  
**Whitesburg Yellowjackets vs. Wayne County Cardinals**  
**Date: 03/14/2002 Time: 8:50 pm Site: Rupp Arena-Lexington, KY Attendance:**

Name	Action	Action	Score	Clock	Diff	Name	Action	Action
12 C Tolliver	Start Game					20 J Gibbons	Start Game	
14 J Banks	Start Game					22 B Bell	Start Game	
20 B Howard	Start Game					24 T Green	Start Game	
23 B Brock	Start Game					25 S Sexton	Start Game	
30 T Buttrey	Start Game					30 E Dick	Start Game	
B Howard	Jump Ball Loss			7:57		E Dick	Jump Ball Win	
C Tolliver	Block	C Tolliver Def Reb		7:52		S Sexton	FG Attempt	
				7:41		S Sexton	Personal Foul	
B Howard	Layup Made		2-0	7:35	+2			
C Tolliver	Personal Foul			7:30				
T Buttrey	Def Rebound			7:27		J Gibbons	3Pt Attempt	
B Brock	FG Made	J Banks Assist	4-0	7:00	+4			
B Howard	Def Rebound			6:42		T Green	FG Attempt	
				6:41		J Gibbons	Personal Foul	
C Tolliver	Turnover			6:19				
			4-3	6:08	+1	S Sexton	3Pt Made	T Green Assist
B Howard	FG Attempt	B Howard Off Reb		5:51				
B Howard	Putback Made		6-3	5:48	+3			
				5:33		T Green	Turnover	(Bad Pass)
J Banks	Steal			5:31				
B Howard	Layup Made	J Banks Assist	8-3	5:30	+5			
			8-5	5:19	+3	T Green	FG Made	
B Howard	3Pt Attempt			5:02		E Dick	Def Rebound	
			8-7	4:55	+1	T Green	Layup Made	E Dick Assist
C Tolliver	FG Attempt			4:37		E Dick	Def Rebound	
				4:28		E Dick	Turnover	
C Tolliver	Steal			4:27				
B Brock	3Pt Attempt	White Off Reb		4:21				
				4:19		J Brown	Enter Game	for T Green
				4:18		E Dick	Personal Foul	
B Brock	Layup Att			4:15		J Gibbons	Def Rebound	
			8-10	4:02	-2 (L1)	J Gibbons	3Pt Made	
C Tolliver	FG Attempt	J Banks Off Reb		3:55				
J Banks	Putback Made		10-10	3:52	(T1)			
C Tolliver	Def Rebound			3:41		J Brown	FG Attempt	
				3:34		B Bell	Personal Foul	
				3:34		T Green	Enter Game	for B Bell
B Brock	FG Attempt			3:31		E Dick	Def Rebound	
B Howard	Def Rebound			3:21		E Dick	Layup Att	
				3:18		T Green	Personal Foul	
B Howard	FT Attempt	White Deadball Reb		3:18				
B Howard	FT Made		11-10	3:18	+1 (L2)			
B Howard	Block	J Banks Def Reb		3:03		J Gibbons	FG Attempt	
T Buttrey	Layup Made	B Howard Assist	13-10	2:53	+3			
				2:42		E Dick	3Pt Attempt	J Brown Off Reb
J Banks	Def Rebound			2:29		J Gibbons	3Pt Attempt	
B Howard	Layup Att			2:10		S Sexton	Def Rebound	
			13-12	1:55	+1	J Brown	FG Made	
T Buttrey	FG Made		15-12	1:28	+3			
			15-15	1:14	(T2)	J Gibbons	3Pt Made	J Brown Assist
				0:58				
W Lee	Enter Game	for T Buttrey		0:58				
				0:58		J Gibbons	Leave Game	
				0:58		J Brown	Leave Game	
				0:58		T Green	Leave Game	
				0:58		S Sexton	Leave Game	
				0:58		B Mayer	Enter Game	for E Dick
				0:58		T Green	Enter game	
				0:58		J Brown	Enter game	
				0:58		B Bell	Enter game	
				0:58		J Gibbons	Enter game	
W Lee	Block	B Brock Def Reb		0:46		T Green	FG Attempt	
B Brock	FG Made		17-15	0:34	+2			
J Banks	Block	W Lee Def Reb		0:21		B Bell	FG Attempt	

**End of Period Summary Yellowjackets 17 Cardinals 15**

**Largest Lead: Yellowjackets 8 Cardinals 3 (5 pts)**

**Lead in Period: Yellowjackets 8 Cardinals 3 (5 pts)**

**1 for 3 oppo pts**

**3 for 4 pts**

**8/16 for 50.0 %**

**Turnovers**

**2nd Chances**

**Field Goals**

**Lead Changes: 2 Ties: 2**

**Lead Changes: 2 Ties: 2 (this period)**

**2 for 2 oppo pts**

**1 for 0 pts**

**6/16 for 37.5 %**

**2002 KHSAA BOYS' SWEET 16 - Play by Play Report - Period: 2 (pg 1)**  
**Whitesburg Yellowjackets vs. Wayne County Cardinals**  
**Date: 03/14/2002 Time: 8:50 pm Site: Rupp Arena-Lexington, KY Attendance:**

Name	Action	Action	Score	Clock	Diff	Name	Action	Action
B Brock	FG Made		19-15	2 7:51	+4			
W Lee	Personal Foul			2 7:30				
				2 7:30		E Dick	Enter Game	for J Brown
			19-16	2 7:30	+3	T Green	FT Made	
W Lee	Def Rebound			2 7:30		T Green	FT Attempt	
W Lee	Turnover			2 7:26				
W Lee	Personal Foul			2 7:24				
T Buttrey	Enter Game	for W Lee		2 7:24				
				2 7:09		B Bell	Turnover	(Traveling)
C Tolliver	Turnover	(Bad Pass)		2 6:57				
				2 6:55		T Green	Steal	
B Brock	Personal Foul			2 6:53				
				2 6:53		S Sexton	Enter Game	for B Mayer
				2 6:36		J Gibbons	3Pt Attempt	J Gibbons Off Reb
				2 6:31		J Gibbons	Putback Att	J Gibbons Off Reb
				2 6:28		T Green	FG Attempt	S Sexton Off Reb
C Tolliver	Def Rebound			2 6:22		S Sexton	3Pt Attempt	
White	20 Sec Time Out			2 6:08				
B Brock	FG Attempt			2 5:36		J Gibbons	Def Rebound	
J Banks	Def Rebound			2 5:07		E Dick	3Pt Attempt	
J Banks	FG Attempt			2 4:49		S Sexton	Def Rebound	
J Banks	Personal Foul			2 4:48				
				2 4:33		J Gibbons	FG Attempt	T Green Off Reb
			19-19	2 4:25	(T3)	E Dick	3Pt Made	T Green Assist
B Brock	Turnover	(Fumble)		2 3:58				
B Cook	Enter Game	for J Banks		2 3:58				
				2 3:49		J Gibbons	3Pt Attempt	E Dick Off Reb
				2 3:45		S Sexton	3Pt Attempt	Wayne Deadball Reb
T Buttrey	Personal Foul			2 3:43				
T Buttrey	Personal Foul			2 3:26				
C Whitaker	Enter Game	for T Buttrey		2 3:26				
			19-20	2 3:26	-1 (L3)	E Dick	FT Made	
			19-21	2 3:26	-2	E Dick	FT Made	
B Cook	Turnover	(Bad Pass)		2 3:22				
				2 3:11		J Gibbons	Turnover	(Bad Pass)
C Whitaker	Turnover	(Traveling)		2 3:02				
				2 2:57				
C Tolliver	Block	B Howard Def Reb		2 2:44		J Gibbons	FG Attempt	
				2 2:15		T Green	Personal Foul	
				2 2:15		J Brown	Enter Game	for T Green
				2 2:09		E Dick	Personal Foul	
				2 2:09		D Lair	Enter Game	for E Dick
B Howard	FT Made		20-21	2 2:09	-1			
B Howard	FT Made		21-21	2 2:09	(T4)			
				2 2:00		B Bell	Turnover	(Bad Pass)
B Howard	Steal			2 1:58				
B Brock	FG Made		23-21	2 1:50	+2 (L4)			
				2 1:24		S Sexton	Turnover	(Violation)
B Brock	3Pt Attempt			2 1:14		S Sexton	Def Rebound	
C Tolliver	Block	C Tolliver Def Reb		2 1:07		S Sexton	FG Attempt	
				2 0:59		J Brown	Personal Foul	
				2 0:59		B Mayer	Enter Game	for S Sexton
C Tolliver	FT Attempt			2 0:59		J Brown	Def Rebound	
			23-23	2 0:05	(T5)	J Gibbons	FG Made	
C Tolliver	3Pt Attempt	White Deadball Reb		2 0:01				

**End of Period Summary Yellowjackets 23 Cardinals 23**

**Largest Lead: Yellowjackets 8 Cardinals 3 (5 pts)**  
**Lead in Period: Yellowjackets 19 Cardinals 15 (4 pts)**

**5 for 2 oppo pts**  
**0 for 0 pts**  
**2/6 for 33.3 %**  
**2/3 for 66.7 %**

**Turnovers**  
**2nd Chances**  
**Field Goals**  
**Free Throws**

**Lead Changes: 4 Ties: 5**  
**Lead Changes: 2 Ties: 3 (this period)**  
**4 for 2 oppo pts**  
**5 for 5 pts**  
**2/12 for 16.7 %**  
**3/4 for 75.0 %**



**2002 KHSAA BOYS' SWEET 16 - Play by Play Report - Period: 3 (pg 1)**  
**Whitesburg Yellowjackets vs. Wayne County Cardinals**  
**Date: 03/14/2002 Time: 8:50 pm Site: Rupp Arena-Lexington, KY Attendance: 12,503**

Name	Action	Action	Score	Clock	Diff	Name	Action	Action
B Cook	Leave Game			3 8:00				
C Tolliver	Leave Game			3 8:00				
B Howard	Leave Game			3 8:00				
B Brock	Leave Game			3 8:00				
C Whitaker	Leave Game			3 8:00				
				3 8:00		B Mayer	Leave Game	
				3 8:00		J Gibbons	Leave Game	
				3 8:00		B Bell	Leave Game	
				3 8:00		J Brown	Leave Game	
				3 8:00		J Gibbons	Enter Game	for D Lair
				3 8:00		B Bell	Enter game	
				3 8:00		T Green	Enter game	for T Green
				3 8:00		T Green	Enter game	
				3 8:00		S Sexton	Enter game	
				3 8:00		E Dick	Enter game	
C Tolliver	Enter game			3 8:00				
J Banks	Enter game			3 8:00				
B Howard	Enter game			3 8:00				
B Brock	Enter game			3 8:00				
T Buttrey	Enter game			3 8:00				
B Howard	FG Made	J Banks Assist	25-23	3 7:46	+2			
			25-25	3 7:30	(T6)	B Bell	Layup Made	
B Brock	FG Attempt			3 7:01		E Dick	Block	E Dick Def Reb
T Buttrey	Def Rebound			3 6:53		J Gibbons	3Pt Attempt	
J Banks	FG Attempt			3 6:31		T Green	Def Rebound	
T Buttrey	Personal Foul			3 6:26				
				3 6:08		T Green	Offensive Foul	
				3 6:08		T Green	Turnover	
T Buttrey	Charge Taken			3 6:08				
J Banks	FG Made	C Tolliver Assist	27-25	3 5:56	+2			
			27-27	3 5:51	(T7)	T Green	Layup Made	E Dick Assist
B Brock	Turnover			3 5:39				
				3 5:38		J Gibbons	Steal	
				3 5:37		T Green	Turnover	(Bad Pass)
				3 5:19		J Gibbons	Personal Foul	
B Howard	FG Made		29-27	3 5:19	+2			
C Tolliver	Def Rebound			3 5:19		T Green	FG Attempt	
B Howard	Layup Made		31-27	3 4:50	+4			
B Howard	FT Made		32-27	3 4:50	+5	B Bell	Personal Foul	
T Buttrey	Def Rebound			3 4:42		B Bell	3Pt Attempt	
B Brock	FG Made		34-27	3 4:24	+7			
				3 4:24		B Bell	Personal Foul	
				3 4:24		Wayne	20 Sec Time Out	
B Brock	FT Made		35-27	3 4:24	+8			
			35-29	3 4:19	+6	S Sexton	FG Made	
T Buttrey	Personal Foul			3 4:19				
W Lee	Enter Game	for T Buttrey		3 4:19				
			35-30	3 4:19	+5	S Sexton	FT Made	
B Howard	FG Attempt	B Howard Off Reb		3 4:03				
B Howard	Putback Att			3 4:00		T Green	Def Rebound	
			35-32	3 3:49	+3	B Bell	FG Made	
B Brock	FG Attempt			3 3:27		J Gibbons	Def Rebound	
W Lee	Personal Foul			3 3:13				
C Tolliver	Def Rebound			3 3:04		E Dick	FG Attempt	
B Howard	FG Made		37-32	3 2:54	+5			
B Brock	Def Rebound			3 2:41		J Gibbons	FG Attempt	
B Brock	Turnover			3 2:36				
				3 2:35		E Dick	Steal	
				3 2:30		S Sexton	3Pt Attempt	J Gibbons Off Reb
			37-34	3 2:26	+3	J Gibbons	Putback Made	
C Tolliver	FG Attempt	W Lee Off Reb		3 2:09				

**2002 KHSAA BOYS' SWEET 16 - Play by Play Report - Period: 3 (pg 2)**  
**Whitesburg Yellowjackets vs. Wayne County Cardinals**  
**Date: 03/14/2002 Time: 8:50 pm Site: Rupp Arena-Lexington, KY Attendance: 12,503**

Name	Action	Action	Score	Clock	Diff	Name	Action	Action
W Lee	Putback Made		39-34	3 2:07	+5			
C Tolliver	Def Rebound			3 1:53		E Dick	3Pt Attempt	
B Brock	Turnover	(Bad Pass)		3 1:35				
				3 1:35				
				3 1:35		J Gibbons	Leave Game	
				3 1:35		B Bell	Leave Game	
				3 1:35		T Green	Leave Game	
				3 1:35		S Sexton	Leave Game	
				3 1:35		B Mayer	Enter Game	for E Dick
				3 1:35		B Bell	Enter game	
				3 1:35		J Brown	Enter game	
				3 1:35		J Gibbons	Enter game	
				3 1:35		E Dick	Enter game	
				3 1:19		B Bell	Turnover	
J Banks	Turnover	(Bad Pass)		3 1:03				
C Tolliver	Def Rebound			3 0:53		J Gibbons	3Pt Attempt	
B Howard	FG Made		41-34	3 0:29	+7			
				3 0:18		B Bell	Turnover	
B Howard	Steal			3 0:17				
				3 0:16		E Dick	Personal Foul	
B Howard	FT Attempt	White Deadball Reb		3 0:16				
B Howard	FT Made		42-34	3 0:16	+8			
				3 0:01		B Mayer	Turnover	

**End of Period Summary Yellowjackets 42 Cardinals 34**

**Largest Lead: Yellowjackets 35 Cardinals 27 (8 pts)**  
**Lead in Period: Yellowjackets 35 Cardinals 27 (8 pts)**

**4 for 2 oppo pts**  
**2 for 2 pts**  
**8/14 for 57.1 %**  
**3/4 for 75.0 %**

**Turnovers**  
**2nd Chances**  
**Field Goals**  
**Free Throws**

**Lead Changes: 4 Ties: 7**  
**Lead Changes: 0 Ties: 2 (this period)**  
**5 for 5 oppo pts**  
**1 for 2 pts**  
**5/13 for 38.5 %**  
**1/1 for 100 %**

**2002 KHSAA BOYS' SWEET 16 - Play by Play Report - Period: 4 (pg 1)**  
**Whitesburg Yellowjackets vs. Wayne County Cardinals**  
**Date: 03/14/2002 Time: 8:50 pm Site: Rupp Arena-Lexington, KY Attendance: 12,503**

Name	Action	Action	Score	Clock	Diff	Name	Action	Action
				4 8:00		T Green	Enter Game	for B Mayer
				4 8:00		S Sexton	Enter Game	for J Brown
				4 7:49		E Dick	FG Attempt	T Green Off Reb
B Brock	FG Attempt		42-37	4 7:41	+5	J Gibbons	3Pt Made	
B Howard	Def Rebound			4 7:05		S Sexton	Def Rebound	
				4 6:55		T Green	FG Attempt	
				4 6:54		J Gibbons	Personal Foul	
B Howard	FG Made	J Banks Assist	44-37	4 6:39	+7			
J Banks	Def Rebound			4 6:27		E Dick	3Pt Attempt	
J Banks	FG Made		46-37	4 6:08	+9			
				4 5:54		B Bell	Turnover	(Traveling)
B Howard	FG Attempt	B Howard Off Reb		4 5:49		T Green	Block	
C Tolliver	Turnover	(Bad Pass)		4 5:30				
				4 5:19		B Bell	Turnover	(Bad Pass)
B Brock	Steal			4 5:16				
				4 5:12		B Bell	Personal Foul	
				4 5:12		J Brown	Enter Game	for B Bell
B Brock	FT Made		47-37	4 5:12	+10			
B Brock	FT Made		48-37	4 5:12	+11			
				4 5:01		J Gibbons	3Pt Attempt	Wayne Off Reb
				4 4:53		S Sexton	3Pt Attempt	J Brown Off Reb
B Howard	Def Rebound			4 4:49		E Dick	3Pt Attempt	
C Tolliver	Turnover	(Traveling)		4 4:31				
J Banks	Personal Foul			4 4:13				
T Buttrey	Enter Game	for W Lee		4 4:13				
			48-38	4 4:13	+10	S Sexton	FT Made	
T Buttrey	Def Rebound			4 4:13		S Sexton	FT Attempt	
C Tolliver	FG Attempt			4 3:49		E Dick	Def Rebound	
White	Def Rebound			4 3:36		J Brown	FG Attempt	
B Cook	Enter Game	for B Howard		4 3:35				
B Howard	Enter Game	for J Banks		4 3:35				
B Brock	3Pt Attempt			4 3:28		J Gibbons	Def Rebound	
				4 3:18		T Green	3Pt Attempt	J Gibbons Off Reb
				4 3:14		J Gibbons	Putback Att	J Brown Off Reb
				4 3:12		J Brown	Putback Att	J Gibbons Off Reb
				4 3:10		J Gibbons	Putback Att	S Sexton Off Reb
T Buttrey	Def Rebound			4 3:05		E Dick	3Pt Attempt	
				4 3:02		J Gibbons	Personal Foul	
				4 3:02		B Bell	Enter Game	for J Brown
T Buttrey	FT Made		49-38	4 3:02	+11			
T Buttrey	FT Attempt			4 3:02				
				4 3:00				
				4 3:00		E Dick	Def Rebound	
				4 2:54		T Green	FG Attempt	J Gibbons Off Reb
T Buttrey	Personal Foul			4 2:50				
				4 2:50				
C Whitaker	Enter Game	for T Buttrey		4 2:50				
J Banks	Enter Game	for B Howard		4 2:50				
B Cook	Personal Foul			4 2:49				
			49-40	4 2:45	+9	B Bell	FG Made	
C Whitaker	Turnover	(Bad Pass)		4 2:37				
				4 2:35		T Green	Steal	
J Banks	Def Rebound			4 2:31		T Green	FG Attempt	
				4 2:29		J Gibbons	Personal Foul	
				4 2:29		J Brown	Enter Game	for J Gibbons
B Howard	Enter Game	for C Whitaker		4 2:29				
J Banks	FT Attempt			4 2:29		J Brown	Def Rebound	
C Tolliver	Block	C Tolliver Def Reb		4 2:24		T Green	FG Attempt	
J Banks	Offensive Foul			4 2:12				
J Banks	Turnover			4 2:12				
				4 2:12		B Bell	Charge Taken	



**2002 KHSAA BOYS' SWEET 16 - Play by Play Report - Period: 4 (pg 2)**  
**Whitesburg Yellowjackets vs. Wayne County Cardinals**  
**Date: 03/14/2002 Time: 8:50 pm Site: Rupp Arena-Lexington, KY Attendance: 12,503**

Name	Action	Action	Score	Clock	Diff	Name	Action	Action
C Whitaker	Enter Game	for J Banks		4 2:06		B Bell	Turnover	
B Brock	Turnover	(Traveling)		4 2:06				
J Banks	Enter Game	for C Whitaker		4 2:05				
			49-43	4 1:59	+6	E Dick	3Pt Made	
C Whitaker	Enter Game	for J Banks		4 1:59		Wayne	20 Sec Time Out	
J Banks	Enter Game	for C Whitaker		4 1:25		B Bell	Personal Foul	
B Cook	FT Attempt	White Deadball Reb		4 1:25		B Mayer	Enter Game	for B Bell
B Cook	FT Attempt			4 1:25		E Dick	Def Rebound	
			49-45	4 1:19	+4	S Sexton	Layup Made	
C Whitaker	Enter Game	for J Banks		4 1:17		Wayne	Time Out	
J Banks	Enter Game	for C Whitaker		4 1:06		S Sexton	Personal Foul	
B Cook	FT Made		50-45	4 1:06	+5			
B Cook	FT Made		51-45	4 1:06	+6			
				4 0:59		S Sexton	FG Attempt	E Dick Off Reb
B Howard	Personal Foul			4 0:55				
C Whitaker	Enter Game	for J Banks		4 0:55				
B Brock	Def Rebound			4 0:55		E Dick	FT Attempt	
B Brock	Turnover			4 0:53				
				4 0:52		S Sexton	Steal	
White	20 Sec Time Out		51-47	4 0:51	+4	T Green	FG Made	
B Howard	Turnover	(Bad Pass)		4 0:43				
			51-49	4 0:41				
				4 0:38	+2	S Sexton	FG Made	
D Wright	Enter Game	for C Whitaker		4 0:38		Wayne	Time Out	
White	Time Out			4 0:35				
				4 0:30		S Sexton	Personal Foul	
J Banks	Enter Game	for D Wright		4 0:30				
B Brock	FT Attempt	White Deadball Reb		4 0:30				
B Brock	FT Attempt			4 0:30		B Mayer	Def Rebound	
			51-51	4 0:18	(T8)	T Green	Layup Made	
B Brock	FG Attempt	B Cook Off Reb		4 0:10		B Mayer	Block	
				4 0:08		B Mayer	Personal Foul	
				4 0:08		Wayne	Time Out	
B Cook	FT Attempt	White Deadball Reb		4 0:08				
B Cook	FT Made		52-51	4 0:08	+1			

**End of Period Summary Yellowjackets 52 Cardinals 51**

**Largest Lead: Yellowjackets 48 Cardinals 37 (11 pts)**

**Lead in Period: Yellowjackets 48 Cardinals 37 (11 pts)**

**7 for 8 oppo pts**

**2 for 1 pts**

**2/7 for 28.6 %**

**6/13 for 46.2 %**

**Turnovers**

**2nd Chances**

**Field Goals**

**Free Throws**

**Lead Changes: 4 Ties: 8**

**Lead Changes: 0 Ties: 1 (this period)**

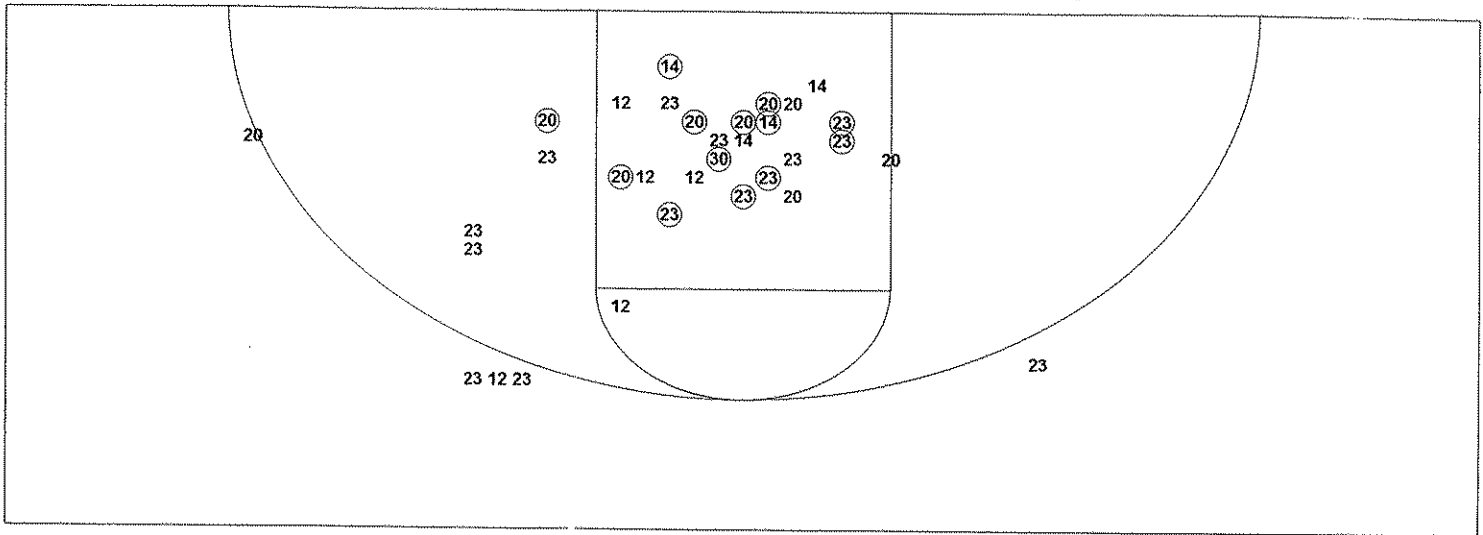
**3 for 2 oppo pts**

**9 for 5 pts**

**7/23 for 30.4 %**

**1/3 for 33.3 %**


**2002 KHSAA BOYS' SWEET 16 - TEAM SHOT CHART for the Whitesburg Yellowjackets**  
**Whitesburg Yellowjackets vs. Wayne County Cardinals**  
**DATE: 03/14/2002 TIME: 8:50 pm SITE: Rupp Arena-Lexington, KY**



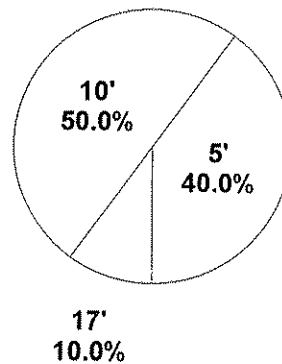
Shot Summary	M/A	%	PTS	Scoring Distribution	Scoring Locations
3Pt FG	0/5	0.0%	0		
2Pt FG	20/38	52.6%	40		
Layups - L	1/1	100.0%	2		
Layups - R	3/5	60.0%	6		
Dunks	0/0	0.0%	0		
Putbacks	3/4	75.0%	6		
Overall Shooting	20/43	46.5%	40		
Free Throws	12/22	54.5%	12		
Total Points			52		

By Period	FG	FGA	FG%	3Pt	3PA	3P%	FT	FTA	FT%	PTS	ORB	DRB	TR	PF	AST	TO	BS	ST	P/S
1st Period	8	16	50.0	0	2	0.00	1	2	50.0	17	3	9	12	1	3	1	4	2	1.00
2nd Period	2	6	33.3	0	2	0.00	2	3	66.7	6	0	5	5	6	0	5	2	1	0.86
3rd Period	8	14	57.1	0	0	0.00	3	4	75.0	19	2	7	9	3	2	4	0	1	1.19
4th Period	2	7	28.6	0	1	0.00	6	13	46.2	10	2	9	11	5	1	7	1	1	0.77
Game	20	43	46.5	0	5	0.00	12	22	54.5	52	7	30	37	15	6	17	7	5	0.96

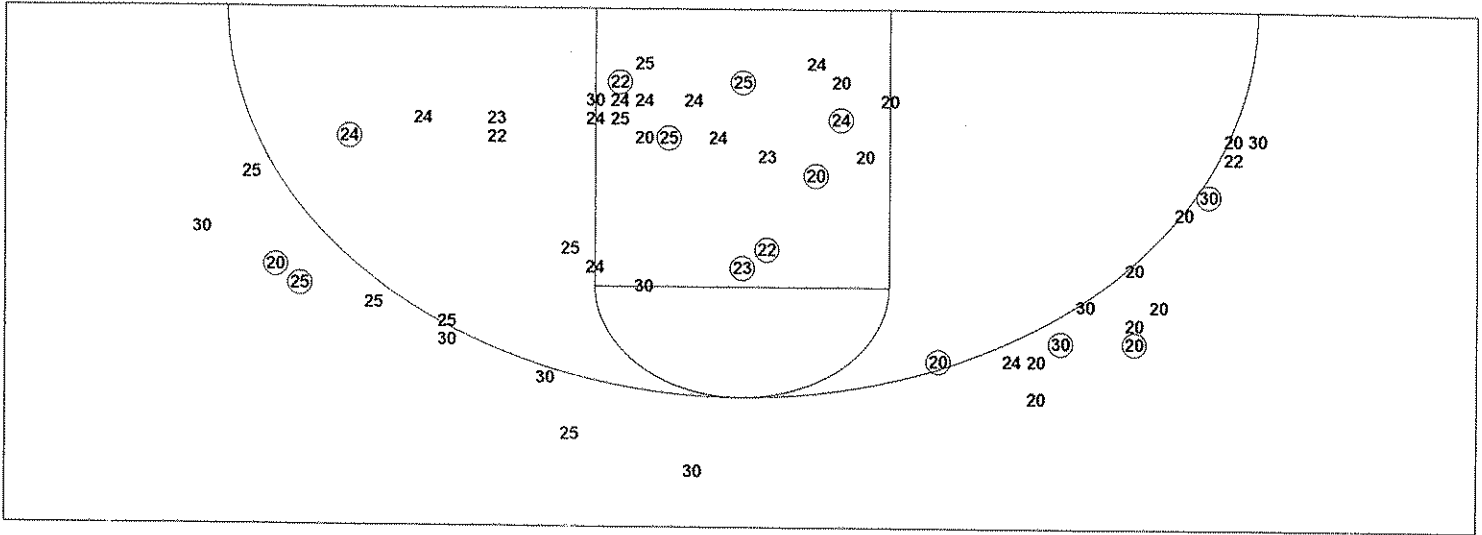
**Scoring Breakdown**



**Scoring Range**

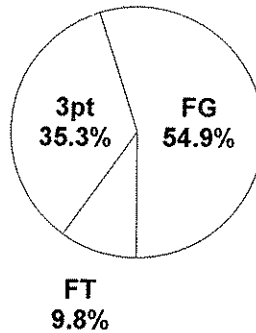


**2002 KHSAA BOYS' SWEET 16 - TEAM SHOT CHART for the Wayne County Cardinals**  
**Whitesburg Yellowjackets vs. Wayne County Cardinals**  
**DATE: 03/14/2002 TIME: 8:50 pm SITE: Rupp Arena-Lexington, KY**

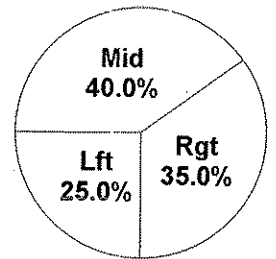


Shot Summary	M/A	%	PTS
3Pt FG	6/25	24.0%	18
2Pt FG	14/39	35.9%	28
Layups - L	2/3	66.7%	4
Layups - R	3/3	100.0%	6
Dunks	0/0	0.0%	0
Putbacks	1/5	20.0%	2
Overall Shooting	20/64	31.3%	46
Free Throws	5/8	62.5%	5
Total Points			51

**Scoring Distribution**




**Scoring Locations**



By Period	FG	FGA	FG%	3Pt	3PA	3P%	FT	FTA	FT%	PTS	ORB	DRB	TR	PF	AST	TO	BS	ST	P/S
1st Period	6	16	37.5	3	6	50.0	0	0	0.00	15	1	5	6	5	3	2	0	0	0.94
2nd Period	2	12	16.7	1	6	16.7	3	4	75.0	8	5	4	9	3	1	4	0	1	0.57
3rd Period	5	13	38.5	0	5	0.00	1	1	100	11	1	4	5	5	1	5	1	2	0.85
4th Period	7	23	30.4	2	8	25.0	1	3	33.3	17	9	7	16	8	0	3	2	2	0.71
Game	20	64	31.3	6	25	24.0	5	8	62.5	51	16	20	36	21	5	14	3	5	0.75

**Scoring Breakdown**



**Scoring Range**

